

DABWOODS 510 CART BLUE DREAM 1 GRAM

METRC Batch: 1A40603000570F9000000544
METRC Sample: 1A406030004ED56000029434

Sample ID: 2503ENC2775_9003

Strain: BLUE DREAM

Matrix: Concentrates & Extracts

Type: Distillate

Batch#: DW-CRT-BD030325

Collected: 03/07/2025

Received: 03/07/2025

Completed: 03/12/2025

Sample Size: 20 units; Batch: 4,781 units

Distributor
East Meets West Group LLC

Lic. # C11-0001756-LIC
8840 Elder Creek Rd.,
Sacramento, CA, 95828

Producer
EAST MEETS WEST LLC

Lic. # CDPH-10004876
8840 Elder Creek Rd.
Sacramento, CA 95828



Summary

Test	Date Tested	Instr. Method	Result
Batch			Pass
Cannabinoids	03/10/2025	LC-DAD	Pass
Pesticides	03/10/2025	LC-MS	Pass
Mycotoxins	03/10/2025	LC-MS	Pass
Residual Solvents	03/10/2025	HS-GC-MS	Pass
Microbial Impurities	03/11/2025	qPCR	Pass
Heavy Metals	03/11/2025	ICP-MS	Pass
Foreign Matter	03/10/2025	Visual Inspection	Pass

Cannabinoids

Method: SOP CA_M-CANNABINOIDS

86.288 %

Total THC

0.373 %

Total CBD

92.804 %


Total Cannabinoids

Analytes	LOD	LOQ	Result	Result	Result
	mg/g	mg/g	%	mg/g	mg/unit
THCa	0.267	0.802	ND	ND	ND
Δ9-THC	0.298	0.908	86.288	862.88	862.88
Δ8-THC	0.282	0.847	ND	ND	ND
THCVa	0.267	0.817	ND	ND	ND
THCV	0.275	0.832	0.734	7.34	7.34
CBDa	0.290	0.870	ND	ND	ND
CBD	0.298	0.908	0.373	3.73	3.73
CBN	0.290	0.885	0.595	5.95	5.95
CBGa	0.298	0.908	ND	ND	ND
CBG	0.282	0.863	4.254	42.54	42.54
CBCa	0.260	0.786	ND	ND	ND
CBC	0.290	0.870	0.561	5.61	5.61
Total THC			86.288	862.88	862.88
Total CBD			0.373	3.73	3.73
Total Cannabinoids			92.804	928.04	928.04
Sum of Cannabinoids			92.804	928.04	928.04

1 Unit = 1g;

Total THC = THCa * 0.877 + Δ9-THC + Δ8-THC; Total CBD = CBDa * 0.877 + CBD; Total Cannabinoids = (cannabinoid acid forms * 0.877) + cannabinoids; Sum of Cannabinoids = cannabinoid acid forms + cannabinoids; LOQ = Limit of Quantitation; LOD = Limit of Detection; NT = Not Tested; ND = Not Detected. The reported result is based on a sample weight with the applicable moisture content for that sample. Foreign Material Method: SOP CA_M-FOREIGN; Moisture and Water Activity Method: SOP CA_M-WATER




Brad Kao
Laboratory Supervisor | 03/12/2025



DABWOODS 510 CART BLUE DREAM 1 GRAM

METRC Batch: 1A40603000570F9000000544

METRC Sample: 1A406030004ED56000029434

Sample ID: 2503ENC2775_9003

Strain: BLUE DREAM

Matrix: Concentrates & Extracts

Type: Distillate

Batch#: DW-CRT-BD030325

Collected: 03/07/2025

Received: 03/07/2025

Completed: 03/12/2025

Sample Size: 20 units; Batch: 4,781 units

Distributor
East Meets West Group
LLCLic. # C11-0001756-LIC
8840 Elder Creek Rd.,
Sacramento, CA, 95828Producer
EAST MEETS WEST
LLCLic. # CDPH-10004876
8840 Elder Creek Rd.
Sacramento, CA 95828

Pesticides


Method: SOP CA_M-PESTMYCOLCMS

Analytes	LOD	LOQ	Limit	Result	Status	Analytes	LOD	LOQ	Limit	Result	Status
	µg/g	µg/g	µg/g	µg/g			µg/g	µg/g	µg/g	µg/g	
Abamectin	0.019	0.056	0.1	ND	Pass	Fludioxonil	0.011	0.034	0.1	ND	Pass
Acephate	0.006	0.02	0.1	ND	Pass	Hexythiazox	0.008	0.025	0.1	ND	Pass
Acequinocyl	0.0089	0.0268	0.1	ND	Pass	Imazalil	0.021	0.064	0.021	ND	Pass
Acetamiprid	0.006	0.018	0.1	ND	Pass	Imidacloprid	0.009	0.026	5	ND	Pass
Aldicarb	0.031	0.095	0.031	ND	Pass	Kresoxim Methyl	0.015	0.044	0.1	ND	Pass
Azoxystrobin	0.006	0.017	0.1	ND	Pass	Malathion	0.008	0.023	0.5	ND	Pass
Bifenazate	0.01	0.03	0.1	ND	Pass	Metalaxyl	0.007	0.021	2	ND	Pass
Bifenthrin	0.049	0.15	3	ND	Pass	Methiocarb	0.015	0.044	0.015	ND	Pass
Boscalid	0.01	0.031	0.1	0.046	Pass	Methomyl	0.017	0.051	1	ND	Pass
Captan	0.05	0.1516	0.7	ND	Pass	Parathion Methyl	0.0157	0.0477	0.0157	ND	Pass
Carbaryl	0.022	0.065	0.5	ND	Pass	Mevinphos	0.024	0.072	0.024	ND	Pass
Carbofuran	0.017	0.051	0.017	ND	Pass	Myclobutanil	0.011	0.033	0.1	ND	Pass
Chlorantraniliprole	0.011	0.034	10	ND	Pass	Naled	0.026	0.078	0.1	ND	Pass
Chlordane	0.0099	0.03	0.0099	ND	Pass	Oxamyl	0.014	0.044	0.5	ND	Pass
Chlorfenapyr	0.0316	0.0957	0.0316	ND	Pass	Paclobutrazol	0.033	0.099	0.033	ND	Pass
Chlorpyrifos	0.024	0.073	0.024	ND	Pass	PCNB	0.0133	0.0403	0.1	ND	Pass
Clofentezine	0.011	0.034	0.1	ND	Pass	Permethrin	0.013	0.039	0.5	ND	Pass
Coumaphos	0.028	0.084	0.028	ND	Pass	Phosmet	0.006	0.018	0.1	ND	Pass
Cyfluthrin	0.0243	0.0736	2	ND	Pass	Piperonyl Butoxide	0.008	0.025	3	ND	Pass
Cypermethrin	0.0409	0.124	1	ND	Pass	Prallethrin	0.01	0.03	0.1	ND	Pass
Daminozide	0.023	0.069	0.023	ND	Pass	Propiconazole	0.009	0.028	0.1	ND	Pass
Diazinon	0.008	0.024	0.1	ND	Pass	Propoxur	0.02	0.061	0.02	ND	Pass
Dichlorvos	0.017	0.051	0.017	ND	Pass	Pyrethrins	0.02	0.059	0.5	ND	Pass
Dimethoate	0.02	0.059	0.02	ND	Pass	Pyridaben	0.01	0.03	0.1	ND	Pass
Dimethomorph	0.01	0.03	2	ND	Pass	Spinetoram	0.012	0.037	0.1	ND	Pass
Ethoprophos	0.016	0.048	0.016	ND	Pass	Spinosad	0.01	0.032	0.1	ND	Pass
Etofenprox	0.027	0.082	0.027	ND	Pass	Spiromesifen	0.011	0.033	0.1	ND	Pass
Etoazole	0.006	0.017	0.1	ND	Pass	Spirotetramat	0.018	0.054	0.1	ND	Pass
Fenhexamid	0.013	0.04	0.1	ND	Pass	Spiroxamine	0.01	0.03	0.01	ND	Pass
Fenoxycarb	0.012	0.037	0.012	ND	Pass	Tebuconazole	0.014	0.042	0.1	ND	Pass
Fenpyroximate	0.003	0.01	0.1	ND	Pass	Thiacloprid	0.01	0.031	0.01	ND	Pass
Fipronil	0.021	0.063	0.021	ND	Pass	Thiamethoxam	0.013	0.039	5	ND	Pass
Flonicamid	0.017	0.051	0.1	ND	Pass	Trifloxystrobin	0.004	0.011	0.1	0.029	Pass

Date Tested: 03/10/2025

LOQ = Limit of Quantitation; LOD = Limit of Detection; NT = Not Tested; ND = Not Detected.




Brad Kao
Laboratory Supervisor | 03/12/2025



DABWOODS 510 CART BLUE DREAM 1 GRAM

METRC Batch: 1A40603000570F9000000544
METRC Sample: 1A406030004ED56000029434

Sample ID: 2503ENC2775_9003

Strain: BLUE DREAM

Matrix: Concentrates & Extracts

Type: Distillate

Batch#: DW-CRT-BD030325

Collected: 03/07/2025

Received: 03/07/2025

Completed: 03/12/2025

Sample Size: 20 units; Batch: 4,781 units

Distributor
East Meets West Group LLCLic. # C11-0001756-LIC
8840 Elder Creek Rd.,
Sacramento, CA, 95828Producer
EAST MEETS WEST LLCLic. # CDPH-10004876
8840 Elder Creek Rd.
Sacramento, CA 95828

Mycotoxins

Method: SOP CA_M-PESTMYCOLCMS

Analytes	LOD	LOQ	Limit	Result	Status
	µg/kg	µg/kg	µg/kg	µg/kg	
Aflatoxin B1	1.60	4.84		ND	Tested
Aflatoxin B2	2.17	6.57		ND	Tested
Aflatoxin G1	1.35	4.09		ND	Tested
Aflatoxin G2	1.33	4.04		ND	Tested
Ochratoxin A	2.70	8.10	20.00	ND	Pass
Total Aflatoxins			20.00	ND	Pass

Date Tested: 03/10/2025

LOQ = Limit of Quantitation; LOD = Limit of Detection; NT = Not Tested; ND = Not Detected.


Residual Solvents

Method: SOP CA_M-RES_SOLVENTS

Analytes	LOD	LOQ	Limit	Result	Status
	µg/g	µg/g	µg/g	µg/g	
Acetone	3.37	10.20	5000	ND	Pass
Acetonitrile	1.80	5.45	410	ND	Pass
Benzene	0.11	0.33	1	ND	Pass
Butane	2.31	7.01	5000	ND	Pass
Chloroform	0.21	0.65	1	ND	Pass
Ethanol	2.82	8.54	5000	14.57	Pass
Ethyl acetate	2.10	6.36	5000	ND	Pass
Ethyl ether	1.93	5.86	5000	ND	Pass
Ethylene Oxide	0.31	0.94	1	ND	Pass
Heptane	2.18	6.61	5000	ND	Pass
Hexane	2.22	6.74	290	ND	Pass
Isopropyl alcohol	2.19	6.64	5000	ND	Pass
Methanol	2.28	6.90	3000	<LOQ	Pass
Methylene chloride	0.10	0.31	1	ND	Pass
1,2-Dichloroethane	0.10	0.30	1	ND	Pass
Pentane	2.39	7.25	5000	ND	Pass
Propane	2.33	7.05	5000	ND	Pass
Toluene	0.59	1.79	890	ND	Pass
Total xylenes (ortho-, meta-, para-)	13.51	40.94	2170	ND	Pass
Trichloroethylene	0.18	0.54	1	ND	Pass

Date Tested: 03/10/2025

LOQ = Limit of Quantitation; LOD = Limit of Detection; NT = Not Tested; ND = Not Detected.


Brad Kao
Laboratory Supervisor | 03/12/2025

DABWOODS 510 CART BLUE DREAM 1 GRAM

METRC Batch: 1A40603000570F9000000544
METRC Sample: 1A406030004ED56000029434

Sample ID: 2503ENC2775_9003

Strain: BLUE DREAM

Matrix: Concentrates & Extracts

Type: Distillate

Batch#: DW-CRT-BD030325

Collected: 03/07/2025

Received: 03/07/2025

Completed: 03/12/2025

Sample Size: 20 units; Batch: 4,781 units

Distributor
East Meets West Group LLC

Lic. # C11-0001756-LIC
8840 Elder Creek Rd.,
Sacramento, CA, 95828

Producer
EAST MEETS WEST LLC

Lic. # CDPH-10004876
8840 Elder Creek Rd.
Sacramento, CA 95828

Microbial Impurities

Method: SOP CA_M-MICROBIALS

Analytes	Result	Status
Aspergillus flavus	Not Detected in 1g	Pass
Aspergillus fumigatus	Not Detected in 1g	Pass
Aspergillus niger	Not Detected in 1g	Pass
Aspergillus terreus	Not Detected in 1g	Pass
Shiga toxin-producing Escherichia coli	Not Detected in 1g	Pass
Salmonella spp	Not Detected in 1g	Pass

Date Tested: 03/11/2025

Heavy Metals

Method: SOP CA_M-HEAVYMETALS

Analytes	LOD	LOQ	Limit	Result	Status
	µg/g	µg/g	µg/g	µg/g	
Arsenic	0.033	0.099	0.200	ND	Pass
Cadmium	0.028	0.085	0.200	ND	Pass
Lead	0.049	0.147	0.500	ND	Pass
Mercury	0.015	0.045	0.100	ND	Pass

Date Tested: 03/11/2025

LOQ = Limit of Quantitation; LOD = Limit of Detection; NT = Not Tested; ND = Not Detected.




Brad Kao
Laboratory Supervisor | 03/12/2025

