


SAMPLE DETAILS

OVERALL BATCH RESULT:  **PASS**
SAMPLE NAME: 2169

Flower, Inhalable

CULTIVATOR / MANUFACTURER
Business Name: Patterson Flat LLC

License Number: CCL18-0003377

Address: APN: 522-142-002
Unincorporated CA 95573

DISTRIBUTOR
Business Name: Fugate Falls, Inc.

License Number: C11-0001959-LIC

Address: 1551 Nursery Rd.
Mckinleyville, CA 95519

SAMPLE DETAIL
Batch Number: HTF-2169-2501

Sample ID: 250121N007

Source Metric UID:
1A4060300070D15000000549

Date Collected: 01/21/2025

Date Received: 01/22/2025

Batch Size: 9090.0 grams

Sample Size: 33.0 grams

Unit Mass:
Serving Size:
Sampling Method: QSP 1265 - Sampling of Cannabis and Product Batches




Scan QR code to verify
authenticity of results.

CANNABINOID ANALYSIS - SUMMARY

CALCULATED USING DRY-WEIGHT

Sum of Cannabinoids: **31.8838%**
Total Cannabinoids: **28.0322%**
Total THC: **26.3088%**
Total CBD: **0.085%**

Sum of Cannabinoids = Δ^9 -THC + THCa + CBD + CBDa + CBG + CBGa +
THCV + THCVa + CBC + CBCa + CBDV + CBDVa + Δ^8 -THC + CBL + CBN
Total Cannabinoids = $(\Delta^9$ -THC + 0.877*THCa + Δ^8 -THC) +
(CBD + 0.877*CBDa) + (CBG + 0.877*CBGa) + (THCV + 0.877*THCVa) +
(CBC + 0.877*CBCa) + (CBDV + 0.877*CBDVa) + CBL + CBN
Total THC/CBD is calculated using the following formulas to take into
account the loss of a carboxyl group during the decarboxylation step:
Total THC = Δ^9 -THC + (THCa (0.877)) + Δ^8 -THC
Total CBD = CBD + (CBDa (0.877))

Moisture: **12.2%**
SAFETY ANALYSIS - SUMMARY
Pesticides:  **PASS**
Mycotoxins:  **PASS**
Heavy Metals:  **PASS**
Microbiology:  **PASS**
Foreign Material:  **PASS**
Water Activity:  **PASS**

These results relate only to the sample included on this report.
This report shall not be reproduced, except in full, without written approval of the laboratory.

Sample Certification: California Code of Regulations Title 4 Division 19, Department of Cannabis Control
Business and Professions Code. Reference: Sections 26100, 26104 and 26110, Business and Professions Code.

Decision Rule: Statements of conformity (e.g. Pass/Fail) to specifications are made in this report without taking
measurement uncertainty into account. Where statements of conformity are made in this report, the following
decision rules are applied: PASS - Results within limits/specifications, FAIL - Results exceed limits/specifications.

References: limit of detection (LOD), limit of quantification (LOQ), not detected (ND), not tested (NT),
 $\mu\text{g/g}$ = ppm, $\mu\text{g/kg}$ = ppb



All LQC samples were performed and
met the prescribed acceptance criteria
in 4 CCR section 15730, as attested by:
Michael Pham
Job Title: Senior Laboratory Analyst
Date: 01/24/2025



Approved by: Josh Wurzer
Job Title: Chief Compliance Officer
Date: 01/24/2025



CANNABINOID TEST RESULTS - 01/23/2025

Tested by high-performance liquid chromatography with diode-array detection (HPLC-DAD). Calculated using Dry-Weight. **Method:** QSP 1157 - Analysis of Cannabinoids by HPLC-DAD

TOTAL CANNABINOIDS: 28.0322%
Total Cannabinoids (Total THC) + (Total CBD) +
(Total CBG) + (Total THCV) + (Total CBC) +
(Total CBDV) + CBL + CBN

TOTAL THC: 26.3088%
Total THC (Δ^9 -THC+0.877*THCa+ Δ^8 -THC)

TOTAL CBD: 0.085%
Total CBD (CBD+0.877*CBDa)

TOTAL CBG: 1.1648%
Total CBG (CBG+0.877*CBGa)

TOTAL THCV: 0.1748%
Total THCV (THCV+0.877*THCVa)

TOTAL CBC: 0.2988%
Total CBC (CBC+0.877*CBCa)

TOTAL CBDV: ND
Total CBDV (CBDV+0.877*CBDVa)

COMPOUND	LOD/LOQ (mg/g)	MEASUREMENT UNCERTAINTY (mg/g)	RESULT (mg/g)	RESULT (%)
THCa	0.062 / 0.250	±5.4467	294.416	29.4416
CBGa	0.040 / 0.250	±0.3472	12.356	1.2356
Δ^9 -THC	0.047 / 0.250	±0.0918	4.885	0.4885
CBCa	0.199 / 0.500	±0.1353	3.407	0.3407
THCVa	0.040 / 0.250	±0.0179	1.993	0.1993
CBDa	0.031 / 0.250	±0.0176	0.969	0.0969
CBG	0.037 / 0.250	±0.0106	0.812	0.0812
Δ^8 -THC	0.075 / 0.250	N/A	ND	ND
THCV	0.052 / 0.250	N/A	ND	ND
CBD	0.062 / 0.250	N/A	ND	ND
CBDV	0.044 / 0.250	N/A	ND	ND
CBDVa	0.017 / 0.250	N/A	ND	ND
CBL	0.126 / 0.382	N/A	ND	ND
CBN	0.033 / 0.250	N/A	ND	ND
CBC	0.072 / 0.250	N/A	ND	ND
SUM OF CANNABINOIDS			318.838 mg/g	31.8838%

MOISTURE TEST RESULT
12.2%
Tested 01/24/2025
Method: QSP 1224 -
Loss on Drying (Moisture)

CATEGORY 1 PESTICIDE TEST RESULTS - 01/24/2025 ✓ PASS

Pesticide and plant growth regulator analysis utilizing high-performance liquid chromatography-mass spectrometry (HPLC-MS) or gas chromatography-mass spectrometry (GC-MS). *GC-MS utilized where indicated. **Method:** QSP 1212 - Analysis of Pesticides and Mycotoxins by LC-MS or QSP 1213 - Analysis of Pesticides by GC-MS

COMPOUND	LOD/LOQ (µg/g)	ACTION LIMIT (µg/g)	MEASUREMENT UNCERTAINTY (µg/g)	RESULT (µg/g)	RESULT
Aldicarb	0.03 / 0.08	≥ LOD	N/A	ND	PASS
Carbofuran	0.02 / 0.05	≥ LOD	N/A	ND	PASS
Chlordane*	0.03 / 0.08	≥ LOD	N/A	ND	PASS
Chlorfenapyr*	0.03 / 0.10	≥ LOD	N/A	ND	PASS
Chlorpyrifos	0.02 / 0.06	≥ LOD	N/A	ND	PASS
Coumaphos	0.02 / 0.07	≥ LOD	N/A	ND	PASS
Daminozide	0.02 / 0.07	≥ LOD	N/A	ND	PASS
Dichlorvos (DDVP)	0.03 / 0.09	≥ LOD	N/A	ND	PASS
Dimethoate	0.03 / 0.08	≥ LOD	N/A	ND	PASS
Ethoprophos	0.03 / 0.10	≥ LOD	N/A	ND	PASS
Etofenprox	0.02 / 0.06	≥ LOD	N/A	ND	PASS
Fenoxycarb	0.03 / 0.08	≥ LOD	N/A	ND	PASS
Fipronil	0.03 / 0.08	≥ LOD	N/A	ND	PASS
Imazalil	0.02 / 0.06	≥ LOD	N/A	ND	PASS
Methiocarb	0.02 / 0.07	≥ LOD	N/A	ND	PASS
Mevinphos	0.03 / 0.09	≥ LOD	N/A	ND	PASS
Paclobutrazol	0.02 / 0.05	≥ LOD	N/A	ND	PASS
Parathion-methyl	0.03 / 0.10	≥ LOD	N/A	ND	PASS
Propoxur	0.03 / 0.09	≥ LOD	N/A	ND	PASS
Spiroxamine	0.03 / 0.08	≥ LOD	N/A	ND	PASS
Thiacloprid	0.03 / 0.10	≥ LOD	N/A	ND	PASS

CATEGORY 2 PESTICIDE TEST RESULTS - 01/24/2025 ✓ PASS

COMPOUND	LOD/LOQ (µg/g)	ACTION LIMIT (µg/g)	MEASUREMENT UNCERTAINTY (µg/g)	RESULT (µg/g)	RESULT
Abamectin	0.03 / 0.10	0.1	N/A	ND	PASS
Acephate	0.02 / 0.07	0.1	N/A	ND	PASS
Acequinocyl	0.02 / 0.07	0.1	N/A	ND	PASS
Acetamiprid	0.02 / 0.05	0.1	N/A	ND	PASS
Azoxystrobin	0.02 / 0.07	0.1	N/A	ND	PASS
Bifenazate	0.01 / 0.04	0.1	N/A	ND	PASS
Bifenthrin	0.02 / 0.05	3	N/A	ND	PASS
Boscalid	0.03 / 0.09	0.1	N/A	ND	PASS
Captan	0.19 / 0.57	0.7	N/A	ND	PASS
Carbaryl	0.02 / 0.06	0.5	N/A	ND	PASS
Chlorantranilip- role	0.04 / 0.12	10	N/A	ND	PASS
Clofentezine	0.03 / 0.09	0.1	N/A	ND	PASS

Continued on next page



CATEGORY 2 PESTICIDE TEST RESULTS - 01/24/2025 continued

COMPOUND	LOD/LOQ (µg/g)	ACTION LIMIT (µg/g)	MEASUREMENT UNCERTAINTY (µg/g)	RESULT (µg/g)	RESULT
Cyfluthrin	0.12 / 0.38	2	N/A	ND	PASS
Cypermethrin	0.11 / 0.32	1	N/A	ND	PASS
Diazinon	0.02 / 0.05	0.1	N/A	ND	PASS
Dimethomorph	0.03 / 0.09	2	N/A	ND	PASS
Etoxazole	0.02 / 0.06	0.1	N/A	ND	PASS
Fenhexamid	0.03 / 0.09	0.1	N/A	ND	PASS
Fenpyroximate	0.02 / 0.06	0.1	N/A	ND	PASS
Flonicamid	0.03 / 0.10	0.1	N/A	ND	PASS
Fludioxonil	0.03 / 0.10	0.1	N/A	ND	PASS
Hexythiazox	0.02 / 0.07	0.1	N/A	ND	PASS
Imidacloprid	0.04 / 0.11	5	N/A	ND	PASS
Kresoxim-methyl	0.02 / 0.07	0.1	N/A	ND	PASS
Malathion	0.03 / 0.09	0.5	N/A	ND	PASS
Metalaxyl	0.02 / 0.07	2	N/A	ND	PASS
Methomyl	0.03 / 0.10	1	N/A	ND	PASS
Myclobutanil	0.03 / 0.09	0.1	N/A	ND	PASS
Naled	0.02 / 0.07	0.1	N/A	ND	PASS
Oxamyl	0.04 / 0.11	0.5	N/A	ND	PASS
Pentachloronitrobenzene (Quintozene)*	0.03 / 0.09	0.1	N/A	ND	PASS
Permethrin	0.04 / 0.12	0.5	N/A	ND	PASS
Phosmet	0.03 / 0.10	0.1	N/A	ND	PASS
Piperonyl Butoxide	0.02 / 0.07	3	N/A	ND	PASS
Prallethrin	0.03 / 0.08	0.1	N/A	ND	PASS
Propiconazole	0.02 / 0.07	0.1	N/A	ND	PASS
Pyrethrins	0.04 / 0.12	0.5	N/A	ND	PASS
Pyridaben	0.02 / 0.07	0.1	N/A	ND	PASS
Spinetoram	0.02 / 0.07	0.1	N/A	ND	PASS
Spinosad	0.02 / 0.07	0.1	N/A	ND	PASS
Spiromesifen	0.02 / 0.05	0.1	N/A	ND	PASS
Spirotetramat	0.02 / 0.06	0.1	N/A	ND	PASS
Tebuconazole	0.02 / 0.07	0.1	N/A	ND	PASS
Thiamethoxam	0.03 / 0.10	5	N/A	ND	PASS
Trifloxystrobin	0.03 / 0.08	0.1	N/A	ND	PASS

MYCOTOXIN TEST RESULTS - 01/24/2025 ✓ PASS

Mycotoxin analysis utilizing high-performance liquid chromatography-mass spectrometry (HPLC-MS). **Method:** QSP 1212 - Analysis of Pesticides and Mycotoxins by LC-MS

COMPOUND	LOD/LOQ (µg/kg)	ACTION LIMIT (µg/kg)	MEASUREMENT UNCERTAINTY (µg/kg)	RESULT (µg/kg)	RESULT
Aflatoxin B1	2.0 / 6.0		N/A	ND	
Aflatoxin B2	1.8 / 5.6		N/A	ND	
Aflatoxin G1	1.0 / 3.1		N/A	ND	
Aflatoxin G2	1.2 / 3.5		N/A	ND	
Ochratoxin A	6.3 / 19.2	20	N/A	ND	PASS
Total Aflatoxin		20		ND	PASS

HEAVY METALS TEST RESULTS - 01/23/2025 ✓ PASS

Heavy metal analysis utilizing inductively coupled plasma-mass spectrometry (ICP-MS). **Method:** QSP 1160 - Analysis of Heavy Metals by ICP-MS

COMPOUND	LOD/LOQ (µg/g)	ACTION LIMIT (µg/g)	MEASUREMENT UNCERTAINTY (µg/g)	RESULT (µg/g)	RESULT
Arsenic	0.02 / 0.1	0.2	N/A	ND	PASS
Cadmium	0.02 / 0.05	0.2	N/A	ND	PASS
Lead	0.04 / 0.1	0.5	N/A	ND	PASS
Mercury	0.002 / 0.01	0.1	N/A	<LOQ	PASS

MICROBIOLOGY TEST RESULTS - 01/24/2025 ✓ PASS

Analysis conducted by polymerase chain reaction (PCR) and fluorescence detection of microbiological contaminants. **Method:** QSP 1221 - Analysis of Microbiological Contaminants

COMPOUND	ACTION LIMIT	RESULT	RESULT
Aspergillus flavus	Not Detected in 1g	ND	PASS
Aspergillus fumigatus	Not Detected in 1g	ND	PASS
Aspergillus niger	Not Detected in 1g	ND	PASS
Aspergillus terreus	Not Detected in 1g	ND	PASS
Salmonella spp.	Not Detected in 1g	ND	PASS
Shiga toxin-producing Escherichia coli	Not Detected in 1g	ND	PASS



FOREIGN MATERIAL TEST RESULTS - 01/23/2025 ✓ PASS

Visual analysis includes, but is not limited to, sand, soil, cinders, dirt, mold, hair, insect fragments, and mammalian excreta. **Method:** QSP 1226 - Analysis of Foreign Material in Cannabis and Cannabis Products

COMPOUND	ACTION LIMIT	RESULT	RESULT
Hair Count	> 1 per 3 grams	0.0	PASS
Insect Fragment Count	> 1 per 3 grams	0.0	PASS
Mammalian Excreta Count	> 1 per 3 grams	0.0	PASS
Total Sample Area Covered by an Imbedded Foreign Material	>25%	None	PASS
Total Sample Area Covered by Mold	>25%	None	PASS
Total Sample Area Covered by Sand, Soil, Cinders, or Dirt	>25%	None	PASS

WATER ACTIVITY TEST RESULTS - 01/24/2025 ✓ PASS

Method: QSP 1227 - Analysis of Water Activity in Cannabis and Cannabis Products

COMPOUND	LOD/LOQ (Aw)	ACTION LIMIT (Aw)	MEASUREMENT UNCERTAINTY (Aw)	RESULT (Aw)	RESULT
Water Activity	0.030 / 0.15	0.65	±0.004	0.52	PASS