

HFF - Prerolls - 14 Count / 7g - Wildberry TSU

METRC Batch: 1A406030000B7A0000657350
METRC Sample: 1A406030000B7A0000706832
Sample ID: 2407ENC6583_8839
Strain: Wildberry TSU
Matrix: Plant
Type: Preroll
Batch#: 070824HFF14PKPRWBTSU

Collected: 07/09/2024
Received: 07/10/2024
Completed: 07/13/2024
Sample Size: 8 units; Batch: 630 units

Distributor
Flower Company

Lic. # C12-0000273-LIC
5560 West End Rd.,
Arcata, CA, 95521

Producer
WellMar LLC

Lic. # C12-0000282-LIC
2031 WellMar Dr.
Ukiah, CA 95482



Summary

Test	Date Tested	Instr. Method	Result
Batch			Pass
Cannabinoids	07/11/2024	LC-DAD	Complete
Terpenes	07/11/2024	GC-MS	Complete
Moisture	07/11/2024	Moisture Analyzer	12.85% - Complete
Water Activity	07/11/2024	Water Activity Meter	0.5846 aw - Pass
Pesticides	07/12/2024	LC-MS	Pass
Mycotoxins	07/12/2024	LC-MS	Pass
Residual Solvents	07/11/2024	HS-GC-MS	Pass
Microbial Impurities	07/12/2024	qPCR	Pass
Heavy Metals	07/11/2024	ICP-MS	Pass
Foreign Matter	07/11/2024	Visual Inspection	Pass

Cannabinoids

Method: EL-CANNABINOIDS_DCC

17.082 %

Total THC

6.163 %

Total CBD

23.311 %

Total Cannabinoids

Analytes	LOD	LOQ	Result	Result
	mg/g	mg/g	%	mg/g
THCa	0.009	0.027	17.737	177.37
Δ9-THC	0.008	0.026	1.526	15.26
Δ8-THC	0.009	0.026	ND	ND
THCV	0.008	0.025	0.007	0.07
CBDa	0.009	0.027	6.643	66.43
CBD	0.008	0.024	0.337	3.37
CBN	0.008	0.025	ND	ND
CBG	0.008	0.023	0.059	0.59
CBC	0.009	0.026	ND	ND
Total THC			17.082	170.82
Total CBD			6.163	61.63
Total Cannabinoids			23.311	233.12
Sum of Cannabinoids			26.310	263.10

1 Unit = 7g;

Total THC = THCa * 0.877 + Δ9-THC + Δ8-THC; Total CBD = CBDa * 0.877 + CBD; Total Cannabinoids = (cannabinoid acid forms * 0.877) + cannabinoids; Sum of Cannabinoids = cannabinoid acid forms + cannabinoids; LOQ = Limit of Quantitation; LOD = Limit of Detection; NT = Not Tested; ND = Not Detected. The reported result is based on a sample weight with the applicable moisture content for that sample. Foreign Material Method: SOP EL-FOREIGN; Moisture and Water Activity Method: SOP EL-WATER



Evelyn Alvarez
Evelyn Alvarez
QA Director | 07/13/2024



HFF - Prerolls - 14 Count / 7g - Wildberry TSU

METRC Batch: 1A406030000B7A0000657350
METRC Sample: 1A406030000B7A0000706832
Sample ID: 2407ENC6583_8839
Strain: Wildberry TSU
Matrix: Plant
Type: Preroll
Batch#: 070824HFF14PKPRWBTSU

Collected: 07/09/2024
Received: 07/10/2024
Completed: 07/13/2024
Sample Size: 8 units; Batch: 630 units

Distributor
Flower Company

Lic. # C12-0000273-LIC
5560 West End Rd.,
Arcata, CA, 95521

Producer
WellMar LLC

Lic. # C12-0000282-LIC
2031 WellMar Dr.
Ukiah, CA 95482

Terpenes






Method: EL-TERPENES

Analytes	LOD	LOQ	Result	Result
	mg/g	mg/g	%	mg/g
β-Caryophyllene	0.053	0.210	0.311	3.11
Terpinolene	0.046	0.210	0.219	2.19
β-Myrcene	0.049	0.210	0.196	1.96
α-Humulene	0.021	0.210	0.101	1.01
α-Bisabolol	0.063	0.210	0.062	0.62
Linalool	0.033	0.210	0.058	0.58
δ-Limonene	0.025	0.210	0.057	0.57
Ocimene	0.053	0.210	0.056	0.56
Caryophyllene Oxide	0.063	0.210	0.032	0.32
β-Pinene	0.028	0.210	<LOQ	<LOQ
Fenchol	0.029	0.210	<LOQ	<LOQ
α-Pinene	0.031	0.210	<LOQ	<LOQ
δ-3-Carene	0.025	0.210	<LOQ	<LOQ
α-Phellandrene	0.036	0.210	<LOQ	<LOQ
γ-Terpinene	0.038	0.210	<LOQ	<LOQ
α-Terpinene	0.038	0.210	<LOQ	<LOQ
Borneol	0.046	0.210	ND	ND
Camphene	0.018	0.210	ND	ND
p-Cymene	0.020	0.210	ND	ND
Eucalyptol	0.035	0.210	ND	ND
Fenchone	0.033	0.210	ND	ND
Camphor	0.038	0.315	ND	ND
Valencene	0.054	0.210	ND	ND
cis-Nerolidol	0.053	0.210	ND	ND
trans-Nerolidol	0.068	0.210	ND	ND
Guaiol	0.062	0.210	ND	ND
Sabinene	0.021	0.210	ND	ND
Sabinene Hydrate	0.040	0.210	ND	ND
Isopulegol	0.064	0.420	ND	ND
Isoborneol	0.018	0.210	ND	ND
Menthol	0.064	0.210	ND	ND
Nerol	0.044	1.049	ND	ND
Pulegone	0.043	0.210	ND	ND
Geraniol	0.060	1.049	ND	ND
Geranyl Acetate	0.050	1.049	ND	ND
α-Cedrene	0.038	0.210	ND	ND
Cedrol	0.036	0.210	ND	ND
Total			1.093	10.93

Date Tested: 07/11/2024

LOQ = Limit of Quantitation; LOD = Limit of Detection; NT = Not Tested; ND = Not Detected.

Primary Aromas

 Clove	 Turpentine	 Musky	 Hops	 Chamomile
--	---	--	---	--



Evelyn Alvarez
Evelyn Alvarez
QA Director | 07/13/2024



HFF - Prerolls - 14 Count / 7g - Wildberry TSU

METRC Batch: 1A406030000B7A0000657350
METRC Sample: 1A406030000B7A0000706832
Sample ID: 2407ENC6583_8839
Strain: Wildberry TSU
Matrix: Plant
Type: Preroll
Batch#: 070824HFF14PKPRWBTSU

Collected: 07/09/2024
Received: 07/10/2024
Completed: 07/13/2024
Sample Size: 8 units; Batch: 630 units

Distributor
Flower Company
Lic. # C12-0000273-LIC
5560 West End Rd.,
Arcata, CA, 95521

Producer
WellMar LLC
Lic. # C12-0000282-LIC
2031 WellMar Dr.
Ukiah, CA 95482

Pesticides

Method: EL-PESTMYCOLCMS

Analytes	LOD	LOQ	Limit	Result	Status	Analytes	LOD	LOQ	Limit	Result	Status
	µg/g	µg/g	µg/g	µg/g			µg/g	µg/g	µg/g	µg/g	
Abamectin	0.005	0.02	0.10	ND	Pass	Fludioxonil	0.01	0.05	0.10	ND	Pass
Acephate	0.002	0.01	0.10	ND	Pass	Hexythiazox	0.005	0.02	0.10	ND	Pass
Acequinocyl	0.01	0.02	0.10	ND	Pass	Imazalil	0.05	0.1	0.05	ND	Pass
Acetamiprid	0.005	0.02	0.10	ND	Pass	Imidacloprid	0.005	0.02	5.00	ND	Pass
Aldicarb	0.05	0.1	0.05	ND	Pass	Kresoxim Methyl	0.005	0.02	0.10	ND	Pass
Azoxystrobin	0.005	0.02	0.10	ND	Pass	Malathion	0.02	0.05	0.50	ND	Pass
Bifenazate	0.005	0.01	0.10	ND	Pass	Metalaxyl	0.002	0.005	2.00	ND	Pass
Bifenthrin	0.02	0.05	3.00	ND	Pass	Methiocarb	0.05	0.1	0.05	ND	Pass
Boscalid	0.02	0.05	0.10	ND	Pass	Methomyl	0.01	0.02	1.00	ND	Pass
Captan	0.2	0.3	0.70	ND	Pass	Parathion Methyl	0.02	0.05	0.02	ND	Pass
Carbaryl	0.02	0.05	0.50	ND	Pass	Mevinphos	0.02	0.05	0.02	ND	Pass
Carbofuran	0.05	0.1	0.05	ND	Pass	Myclobutanil	0.005	0.01	0.10	ND	Pass
Chlorantraniliprole	0.002	0.01	10.00	ND	Pass	Naled	0.01	0.02	0.10	ND	Pass
Chlordane	0.05	0.1	0.05	ND	Pass	Oxamyl	0.005	0.01	0.50	ND	Pass
Chlorfenapyr	0.05	0.1	0.05	ND	Pass	Paclobutrazol	0.05	0.1	0.05	ND	Pass
Chlorpyrifos	0.05	0.1	0.05	ND	Pass	PCNB	0.02	0.05	0.10	ND	Pass
Clofentezine	0.01	0.02	0.10	ND	Pass	Permethrin	0.02	0.05	0.50	ND	Pass
Coumaphos	0.02	0.05	0.02	ND	Pass	Phosmet	0.01	0.02	0.10	ND	Pass
Cyfluthrin	0.05	0.1	2.00	ND	Pass	Piperonyl Butoxide	0.02	0.05	3.00	ND	Pass
Cypermethrin	0.1	0.2	1.00	ND	Pass	Prallethrin	0.005	0.02	0.10	ND	Pass
Daminozide	0.02	0.05	0.02	ND	Pass	Propiconazole	0.005	0.01	0.10	ND	Pass
Diazinon	0.002	0.01	0.10	ND	Pass	Propoxure	0.05	0.1	0.05	ND	Pass
Dichlorvos	0.02	0.05	0.02	ND	Pass	Pyrethrins	0.02	0.05	0.50	ND	Pass
Dimethoate	0.02	0.05	0.02	ND	Pass	Pyridaben	0.005	0.01	0.10	ND	Pass
Dimethomorph	0.005	0.02	2.00	ND	Pass	Spinetoram	0.005	0.01	0.10	ND	Pass
Ethoprophos	0.05	0.1	0.05	ND	Pass	Spinosad	0.005	0.01	0.10	ND	Pass
Etofenprox	0.05	0.1	0.05	ND	Pass	Spiromesifen	0.01	0.02	0.10	ND	Pass
Etoazole	0.005	0.02	0.10	ND	Pass	Spirotetramat	0.005	0.01	0.10	ND	Pass
Fenhexamid	0.005	0.02	0.10	ND	Pass	Spiroxamine	0.05	0.1	0.05	ND	Pass
Fenoxycarb	0.05	0.1	0.05	ND	Pass	Tebuconazole	0.005	0.01	0.10	ND	Pass
Fenpyroximate	0.005	0.02	0.10	ND	Pass	Thiacloprid	0.02	0.05	0.02	ND	Pass
Fipronil	0.05	0.1	0.05	ND	Pass	Thiamethoxam	0.005	0.01	5.00	ND	Pass
Flonicamid	0.01	0.02	0.10	ND	Pass	Trifloxystrobin	0.005	0.01	0.10	ND	Pass

Date Tested: 07/12/2024

LOQ = Limit of Quantitation; LOD = Limit of Detection; NT = Not Tested; ND = Not Detected.



Evelyn Alvarez
Evelyn Alvarez
QA Director | 07/13/2024



HFF - Prerolls - 14 Count / 7g - Wildberry TSU

METRC Batch: 1A406030000B7A0000657350
METRC Sample: 1A406030000B7A0000706832
Sample ID: 2407ENC6583_8839
Strain: Wildberry TSU
Matrix: Plant
Type: Preroll
Batch#: 070824HFF14PKPRWBTSU

Collected: 07/09/2024
Received: 07/10/2024
Completed: 07/13/2024
Sample Size: 8 units; Batch: 630 units

Distributor
Flower Company
Lic. # C12-0000273-LIC
5560 West End Rd.,
Arcata, CA, 95521

Producer
WellMar LLC
Lic. # C12-0000282-LIC
2031 WellMar Dr.
Ukiah, CA 95482

Mycotoxins

Method: EL-PESTMYCOLCMS

Analytes	LOD	LOQ	Limit	Result	Status
	µg/kg	µg/kg	µg/kg	µg/kg	
Aflatoxin B1	1.00	2.00		ND	Tested
Aflatoxin B2	1.00	2.00		ND	Tested
Aflatoxin G1	2.00	4.00		ND	Tested
Aflatoxin G2	1.00	2.00		ND	Tested
Ochratoxin A	4.00	10.00	20.00	ND	Pass
Total Aflatoxins			20.00	ND	Pass

Date Tested: 07/12/2024

LOQ = Limit of Quantitation; LOD = Limit of Detection; NT = Not Tested; ND = Not Detected.

Residual Solvents

Method: EL-RES_SOLVENTS

Analytes	LOD	LOQ	Limit	Result	Status
	µg/g	µg/g	µg/g	µg/g	
Acetone	33.00	100.00	5000	ND	Pass
Acetonitrile	10.00	30.00	410	ND	Pass
Benzene	0.09	0.28	1	ND	Pass
Butane	10.00	30.00	5000	ND	Pass
Chloroform	0.10	0.29	1	ND	Pass
Ethanol	10.00	30.00	5000	ND	Pass
Ethyl acetate	10.00	30.00	5000	ND	Pass
Ethyl ether	10.00	30.00	5000	ND	Pass
Ethylene oxide	0.08	0.24	1	ND	Pass
Heptane	10.00	30.00	5000	ND	Pass
Hexane	10.00	30.00	290	ND	Pass
Isopropyl alcohol	10.00	30.00	5000	<LOQ	Pass
Methanol	10.00	30.00	3000	<LOQ	Pass
Methylene chloride	0.10	0.31	1	ND	Pass
1,2-Dichloroethane	0.10	0.29	1	ND	Pass
Pentane	10.00	30.00	5000	ND	Pass
Propane	10.00	30.00	5000	ND	Pass
Toluene	10.00	30.00	890	ND	Pass
Total xylenes (ortho-, meta-, para-)	20.00	60.00	2170	ND	Pass
Trichloroethylene	0.10	0.29	1	ND	Pass

Date Tested: 07/11/2024

LOQ = Limit of Quantitation; LOD = Limit of Detection; NT = Not Tested; ND = Not Detected.



Evelyn Alvarez
Evelyn Alvarez
QA Director | 07/13/2024



HFF - Prerolls - 14 Count / 7g - Wildberry TSU

METRC Batch: 1A406030000B7A0000657350
METRC Sample: 1A406030000B7A0000706832
Sample ID: 2407ENC6583_8839
Strain: Wildberry TSU
Matrix: Plant
Type: Preroll
Batch#: 070824HFF14PKPRWBTSU

Collected: 07/09/2024
Received: 07/10/2024
Completed: 07/13/2024
Sample Size: 8 units; Batch: 630 units

Distributor
Flower Company
Lic. # C12-0000273-LIC
5560 West End Rd.,
Arcata, CA, 95521

Producer
WellMar LLC
Lic. # C12-0000282-LIC
2031 WellMar Dr.
Ukiah, CA 95482

Microbial Impurities

Method: SOP EL-MICROBIALS

Analytes	Result	Status
Aspergillus flavus	Not Detected in 1g	Pass
Aspergillus fumigatus	Not Detected in 1g	Pass
Aspergillus niger	Not Detected in 1g	Pass
Aspergillus terreus	Not Detected in 1g	Pass
Shiga toxin-producing Escherichia coli	Not Detected in 1g	Pass
Salmonella spp	Not Detected in 1g	Pass

Date Tested: 07/12/2024

Heavy Metals

Method: SOP EL-HEAVYMETALS

Analytes	LOD	LOQ	Limit	Result	Status
	µg/g	µg/g	µg/g	µg/g	
Arsenic	0.012	0.036	0.200	<LOQ	Pass
Cadmium	0.015	0.044	0.200	<LOQ	Pass
Lead	0.055	0.167	0.500	ND	Pass
Mercury	0.005	0.015	0.100	ND	Pass

Date Tested: 07/11/2024

LOQ = Limit of Quantitation; LOD = Limit of Detection; NT = Not Tested; ND = Not Detected.



Evelyn Alvarez
Evelyn Alvarez
QA Director | 07/13/2024

