


SAMPLE DETAILS

OVERALL BATCH RESULT:  **PASS**
SAMPLE NAME: MGL | GMO

Flower, Inhalable

CULTIVATOR / MANUFACTURER
Business Name: Mendocino
Grasslands II

License Number: CCL18-0002160

Address: 800 Hensley Creek Rd,
Unincorporated, CA 95482

DISTRIBUTOR
Business Name: WELLMAR LLC

License Number: C12-0000282-LIC

Address: 2031 WELLMAR DR
Ukiah CA 95482

SAMPLE DETAIL
Batch Number: MGL1025-GMO

Sample ID: 251013N036

Source Metrc UID:
1A4060300010B9A000001007

Date Collected: 10/13/2025

Date Received: 10/14/2025

Batch Size: 22679.0 grams

Sample Size: 80.0 grams

Unit Mass:
Serving Size:
Sampling Method: QSP 1265 - Sampling of Cannabis and Product Batches

Scan QR code to verify
authenticity of results.





CANNABINOID ANALYSIS - SUMMARY

CALCULATED USING DRY-WEIGHT

Sum of Cannabinoids: **31.5523%**
Total Cannabinoids: **27.7763%**
Total THC: **26.3946%**
Total CBD: **0.1239%**

Sum of Cannabinoids = Δ^9 -THC + THCa + CBD + CBDa + CBG + CBGa +
THCV + THCVa + CBC + CBCa + CBDV + CBDVa + Δ^8 -THC + CBL + CBN
Total Cannabinoids = $(\Delta^9$ -THC + 0.877*THCa + Δ^8 -THC) +
(CBD + 0.877*CBDa) + (CBG + 0.877*CBGa) + (THCV + 0.877*THCVa) +
(CBC + 0.877*CBCa) + (CBDV + 0.877*CBDVa) + CBL + CBN
Total THC/CBD is calculated using the following formulas to take into
account the loss of a carboxyl group during the decarboxylation step:
Total THC = Δ^9 -THC + (THCa (0.877)) + Δ^8 -THC
Total CBD = CBD + (CBDa (0.877))

Moisture: 12.8%

SAFETY ANALYSIS - SUMMARY
Pesticides:  **PASS**
Mycotoxins:  **PASS**
Heavy Metals:  **PASS**
Microbiology:  **PASS**
Foreign Material:  **PASS**
Water Activity:  **PASS**

These results relate only to the sample included on this report.
This report shall not be reproduced, except in full, without written approval of the laboratory.

Sample Certification: California Code of Regulations Title 4 Division 19, Department of Cannabis Control
Business and Professions Code. Reference: Sections 26100, 26104 and 26110, Business and Professions Code.

Decision Rule: Statements of conformity (e.g. Pass/Fail) to specifications are made in this report without taking
measurement uncertainty into account. Where statements of conformity are made in this report, the following
decision rules are applied: PASS - Results within limits/specifications, FAIL - Results exceed limits/specifications.

References: limit of detection (LOD), limit of quantification (LOQ), not detected (ND), not tested (NT),
 $\mu\text{g/g}$ = ppm, $\mu\text{g/kg}$ = ppb



All LQC samples were performed and
met the prescribed acceptance criteria
in 4 CCR section 15730, as attested by:
Michael Pham
Job Title: Senior Laboratory Analyst
Date: 10/16/2025



Approved by: Josh Wurzer
Chief Compliance Officer
Date: 10/16/2025



CANNABINOID TEST RESULTS - 10/15/2025

Tested by high-performance liquid chromatography with diode-array detection (HPLC-DAD). Calculated using Dry-Weight. **Method:** QSP 43123 - Analysis of Cannabinoids by HPLC-DAD

TOTAL CANNABINOIDS: 27.7763%
Total Cannabinoids (Total THC) + (Total CBD) + (Total CBG) + (Total THCV) + (Total CBC) + (Total CBDV) + CBL + CBN

TOTAL THC: 26.3946%
Total THC (Δ⁹-THC+0.877*THCa+Δ⁸-THC)

TOTAL CBD: 0.1239%
Total CBD (CBD+0.877*CBDA)

TOTAL CBG: 0.7631%
Total CBG (CBG+0.877*CBGa)

TOTAL THCV: 0.2268%
Total THCV (THCV+0.877*THCVa)

TOTAL CBC: 0.2679%
Total CBC (CBC+0.877*CBCa)

TOTAL CBDV: ND
Total CBDV (CBDV+0.877*CBDA)

COMPOUND	LOD/LOQ (mg/g)	MEASUREMENT UNCERTAINTY (mg/g)	RESULT (mg/g)	RESULT (%)
THCa	0.062 / 0.250	±5.4145	292.677	29.2677
Δ ⁹ -THC	0.047 / 0.250	±0.1366	7.268	0.7268
CBGa	0.040 / 0.250	±0.2041	7.263	0.7263
CBCa	0.199 / 0.500	±0.1213	3.055	0.3055
THCVa	0.040 / 0.250	±0.0233	2.586	0.2586
CBDA	0.031 / 0.250	±0.0257	1.413	0.1413
CBG	0.037 / 0.250	±0.0164	1.261	0.1261
Δ ⁸ -THC	0.075 / 0.250	N/A	ND	ND
THCV	0.052 / 0.250	N/A	ND	ND
CBD	0.062 / 0.250	N/A	ND	ND
CBDV	0.044 / 0.250	N/A	ND	ND
CBDVa	0.017 / 0.250	N/A	ND	ND
CBL	0.126 / 0.382	N/A	ND	ND
CBN	0.033 / 0.250	N/A	ND	ND
CBC	0.072 / 0.250	N/A	ND	ND
SUM OF CANNABINOIDS			315.523 mg/g	31.5523%

MOISTURE TEST RESULT

12.8%
Tested 10/14/2025
Method: QSP 1224 - Loss on Drying (Moisture)

CATEGORY 1 PESTICIDE TEST RESULTS - 10/15/2025 ✓ PASS

Pesticide and plant growth regulator analysis utilizing high-performance liquid chromatography-mass spectrometry (HPLC-MS) or gas chromatography-mass spectrometry (GC-MS). *GC-MS utilized where indicated. **Method:** QSP 1212 - Analysis of Pesticides and Mycotoxins by LC-MS or QSP 1213 - Analysis of Pesticides by GC-MS

COMPOUND	LOD/LOQ (µg/g)	ACTION LIMIT (µg/g)	MEASUREMENT UNCERTAINTY (µg/g)	RESULT (µg/g)	RESULT
Aldicarb	0.03 / 0.08	≥ LOD	N/A	ND	PASS
Carbofuran	0.02 / 0.05	≥ LOD	N/A	ND	PASS
Chlordane*	0.03 / 0.08	≥ LOD	N/A	ND	PASS
Chlorfenapyr*	0.03 / 0.10	≥ LOD	N/A	ND	PASS
Chlorpyrifos	0.02 / 0.06	≥ LOD	N/A	ND	PASS
Coumaphos	0.02 / 0.07	≥ LOD	N/A	ND	PASS
Daminozide	0.02 / 0.07	≥ LOD	N/A	ND	PASS
Dichlorvos (DDVP)	0.03 / 0.09	≥ LOD	N/A	ND	PASS
Dimethoate	0.03 / 0.08	≥ LOD	N/A	ND	PASS
Ethoprophos	0.03 / 0.10	≥ LOD	N/A	ND	PASS
Etofenprox	0.02 / 0.06	≥ LOD	N/A	ND	PASS
Fenoxycarb	0.03 / 0.08	≥ LOD	N/A	ND	PASS
Fipronil	0.03 / 0.08	≥ LOD	N/A	ND	PASS
Imazalil	0.02 / 0.06	≥ LOD	N/A	ND	PASS
Methiocarb	0.02 / 0.07	≥ LOD	N/A	ND	PASS
Mevinphos	0.03 / 0.09	≥ LOD	N/A	ND	PASS
Paclobutrazol	0.02 / 0.05	≥ LOD	N/A	ND	PASS
Parathion-methyl	0.03 / 0.10	≥ LOD	N/A	ND	PASS
Propoxur	0.03 / 0.09	≥ LOD	N/A	ND	PASS
Spiroxamine	0.03 / 0.08	≥ LOD	N/A	ND	PASS
Thiacloprid	0.03 / 0.10	≥ LOD	N/A	ND	PASS

CATEGORY 2 PESTICIDE TEST RESULTS - 10/15/2025 ✓ PASS

COMPOUND	LOD/LOQ (µg/g)	ACTION LIMIT (µg/g)	MEASUREMENT UNCERTAINTY (µg/g)	RESULT (µg/g)	RESULT
Abamectin	0.03 / 0.10	0.1	N/A	ND	PASS
Acephate	0.02 / 0.07	0.1	N/A	ND	PASS
Acequinocyl	0.02 / 0.07	0.1	N/A	ND	PASS
Acetamiprid	0.02 / 0.05	0.1	N/A	ND	PASS
Azoxystrobin	0.02 / 0.07	0.1	N/A	ND	PASS
Bifenazate	0.01 / 0.04	0.1	N/A	ND	PASS
Bifenthrin	0.02 / 0.05	3	N/A	ND	PASS
Boscalid	0.03 / 0.09	0.1	N/A	ND	PASS
Captan	0.19 / 0.57	0.7	N/A	ND	PASS
Carbaryl	0.02 / 0.06	0.5	N/A	ND	PASS
Chlorantraniliprole	0.04 / 0.12	10	N/A	ND	PASS
Clofentezine	0.03 / 0.09	0.1	N/A	ND	PASS

Continued on next page



CATEGORY 2 PESTICIDE TEST RESULTS - 10/15/2025 *continued*

COMPOUND	LOD/LOQ (µg/g)	ACTION LIMIT (µg/g)	MEASUREMENT UNCERTAINTY (µg/g)	RESULT (µg/g)	RESULT
Cyfluthrin	0.12 / 0.38	2	N/A	ND	PASS
Cypermethrin	0.11 / 0.32	1	N/A	ND	PASS
Diazinon	0.02 / 0.05	0.1	N/A	ND	PASS
Dimethomorph	0.03 / 0.09	2	N/A	ND	PASS
Etoxazole	0.02 / 0.06	0.1	N/A	ND	PASS
Fenhexamid	0.03 / 0.09	0.1	N/A	ND	PASS
Fenpyroximate	0.02 / 0.06	0.1	N/A	ND	PASS
Flonicamid	0.03 / 0.10	0.1	N/A	ND	PASS
Fludioxonil	0.03 / 0.10	0.1	N/A	ND	PASS
Hexythiazox	0.02 / 0.07	0.1	N/A	ND	PASS
Imidacloprid	0.04 / 0.11	5	N/A	ND	PASS
Kresoxim-methyl	0.02 / 0.07	0.1	N/A	ND	PASS
Malathion	0.03 / 0.09	0.5	N/A	ND	PASS
Metalaxyl	0.02 / 0.07	2	N/A	ND	PASS
Methomyl	0.03 / 0.10	1	N/A	ND	PASS
Myclobutanil	0.03 / 0.09	0.1	N/A	ND	PASS
Naled	0.02 / 0.07	0.1	N/A	ND	PASS
Oxamyl	0.04 / 0.11	0.5	N/A	ND	PASS
Pentachloronitro- benzene (Quintozene)*	0.03 / 0.09	0.1	N/A	ND	PASS
Permethrin	0.04 / 0.12	0.5	N/A	ND	PASS
Phosmet	0.03 / 0.10	0.1	N/A	ND	PASS
Piperonyl Butoxide	0.02 / 0.07	3	N/A	ND	PASS
Prallethrin	0.03 / 0.08	0.1	N/A	ND	PASS
Propiconazole	0.02 / 0.07	0.1	N/A	ND	PASS
Pyrethrins	0.04 / 0.12	0.5	N/A	ND	PASS
Pyridaben	0.02 / 0.07	0.1	N/A	ND	PASS
Spinetoram	0.02 / 0.07	0.1	N/A	ND	PASS
Spinosad	0.02 / 0.07	0.1	N/A	ND	PASS
Spiromesifen	0.02 / 0.05	0.1	N/A	ND	PASS
Spirotetramat	0.02 / 0.06	0.1	N/A	ND	PASS
Tebuconazole	0.02 / 0.07	0.1	N/A	ND	PASS
Thiamethoxam	0.03 / 0.10	5	N/A	ND	PASS
Trifloxystrobin	0.03 / 0.08	0.1	N/A	ND	PASS

MYCOTOXIN TEST RESULTS - 10/15/2025 ✓ PASS

Mycotoxin analysis utilizing high-performance liquid chromatography-mass spectrometry (HPLC-MS). **Method:** QSP 1212 - Analysis of Pesticides and Mycotoxins by LC-MS

COMPOUND	LOD/LOQ (µg/kg)	ACTION LIMIT (µg/kg)	MEASUREMENT UNCERTAINTY (µg/kg)	RESULT (µg/kg)	RESULT
Aflatoxin B1	2.0 / 6.0		N/A	ND	
Aflatoxin B2	1.8 / 5.6		N/A	ND	
Aflatoxin G1	1.0 / 3.1		N/A	ND	
Aflatoxin G2	1.2 / 3.5		N/A	ND	
Ochratoxin A	6.3 / 19.2	20	N/A	ND	PASS
Total Aflatoxin		20		ND	PASS

HEAVY METALS TEST RESULTS - 10/15/2025 ✓ PASS

Heavy metal analysis utilizing inductively coupled plasma-mass spectrometry (ICP-MS). **Method:** QSP 1160 - Analysis of Heavy Metals by ICP-MS

COMPOUND	LOD/LOQ (µg/g)	ACTION LIMIT (µg/g)	MEASUREMENT UNCERTAINTY (µg/g)	RESULT (µg/g)	RESULT
Arsenic	0.02 / 0.1	0.2	N/A	<LOQ	PASS
Cadmium	0.02 / 0.05	0.2	±0.004	0.05	PASS
Lead	0.04 / 0.1	0.5	N/A	ND	PASS
Mercury	0.002 / 0.01	0.1	N/A	<LOQ	PASS

MICROBIOLOGY TEST RESULTS - 10/16/2025 ✓ PASS

Analysis conducted by polymerase chain reaction (PCR) and fluorescence detection of microbiological contaminants. **Method:** QSP 61517 - Analysis of Microbiological Contaminants

COMPOUND	ACTION LIMIT	RESULT	RESULT
<i>Aspergillus flavus</i>	Not Detected in 1g	ND	PASS
<i>Aspergillus fumigatus</i>	Not Detected in 1g	ND	PASS
<i>Aspergillus niger</i>	Not Detected in 1g	ND	PASS
<i>Aspergillus terreus</i>	Not Detected in 1g	ND	PASS
<i>Salmonella</i> spp.	Not Detected in 1g	ND	PASS
Shiga toxin-producing <i>Escherichia coli</i>	Not Detected in 1g	ND	PASS



FOREIGN MATERIAL TEST RESULTS - 10/14/2025 PASS

Visual analysis includes, but is not limited to, sand, soil, cinders, dirt, mold, hair, insect fragments, and mammalian excreta. **Method:** QSP 1226 - Analysis of Foreign Material in Cannabis and Cannabis Products

COMPOUND	ACTION LIMIT	RESULT	RESULT
Hair Count	> 1 per 3 grams	0.0	PASS
Insect Fragment Count	> 1 per 3 grams	0.0	PASS
Mammalian Excreta Count	> 1 per 3 grams	0.0	PASS
Total Sample Area Covered by an Imbedded Foreign Material	>25%	None	PASS
Total Sample Area Covered by Mold	>25%	None	PASS
Total Sample Area Covered by Sand, Soil, Cinders, or Dirt	>25%	None	PASS

WATER ACTIVITY TEST RESULTS - 10/14/2025 PASS

Method: QSP 1227 - Analysis of Water Activity in Cannabis and Cannabis Products

COMPOUND	LOD/LOQ (Aw)	ACTION LIMIT (Aw)	MEASUREMENT UNCERTAINTY (Aw)	RESULT (Aw)	RESULT
Water Activity	0.030 / 0.15	0.65	±0.004	0.55	PASS