

COTC | Cherry Zushimi | Flower

METRC Sample: 1A40603000064E5000126043; METRC Batch: 1A40603000064E5000126037

Sample ID: 2507PML0591.2529	Produced: 06/20/2025	Distributor	Producer
Strain: Cherry Zushimi	Collected: 07/08/2025	California Organic Treatment Center, Inc.	California Organic Treatment Center, Inc.
Matrix: Plant	Received: 07/08/2025	Lic. # C11-0000883-LIC	Lic. # CCL19-0002057
Type: Flower - Cured	Completed: 07/10/2025	2222 E. Olympic Blvd.	2222 E. Olympic Blvd. Los Angeles, CA
Sample Size: 62 g; Batch: 39 lb	Batch#: CHZUS-CHF0425171	Los Angeles, CA 90021	90021



Summary

Test	Date Tested	Result
Batch		Pass
Cannabinoids	07/09/2025	Pass
Moisture	07/09/2025	11.8% - Complete
Water Activity	07/09/2025	0.5110 aw - Pass
Terpenes	07/09/2025	Complete
Microbials	07/10/2025	Pass
Mycotoxins	07/09/2025	Pass
Pesticides	07/10/2025	Pass
Heavy Metals	07/09/2025	Pass
Foreign Matter	07/09/2025	Pass

Foreign Matter Method: PML-DSLR-600
Foreign Matter Instrument: DSLR Camera/Image Analysis
Limit for Foreign Matter: 1/4 of the total sample area covered by sand, soil, cinders, or dirt; 1/4 of the total sample area covered by mold; 1 insect fragment, 1 hair, or 1 count mammalian excreta per 3.0 grams; or 1/4 of the total sample area covered by an imbedded foreign material

Cannabinoids

Pass

25.036%		0.037%		25.484%	
Total THC		Total CBD		Total Cannabinoids	
Analyte	LOD	LOQ	Result	Result	
	mg/g	mg/g	%	mg/g	
THCa	0.001	0.100	26.9281	269.281	
Δ9-THC	0.002	0.100	1.3702	13.702	
Δ8-THC	0.002	0.100	0.0497	0.497	
THCV	0.004	0.100	ND	ND	
CBDa	0.001	0.100	0.0424	0.424	
CBD	0.002	0.100	ND	ND	
CBN	0.001	0.100	0.0240	0.240	
CBG	0.003	0.100	0.3873	3.873	
CBC	0.001	0.100	ND	ND	
Total THC			25.0358	250.3584	
Total CBD			0.0372	0.3718	
Total			25.4843	254.8433	

Total THC = Δ9-THC + Δ8-THC + (0.877 × THCa)
Total CBD = CBD + (0.877 × CBDa)
Total Cannabinoids = Σ (Neutral Cannabinoids) + [0.877 × Σ (Acidic Cannabinoids)]

Date Tested: 07/09/2025
Method: PML-HPLC-100, PML-HPLC-200 (Flower, Non-infused Pre-rolls)
Instrument: UHPLC

Sampling Method: PML-SOP 11.1

Limit for Edible products:
10 milligrams THC per serving
100 milligrams THC per package

Limit for Topicals and Concentrates:
1,000 milligrams THC per package

11.8%
Moisture Content

Date Tested: 07/09/2025
Method: PML-AQUA-100
Instrument: METER Group AQUALAB 3

Pass
0.5110 aw
(Limit: 0.6500 aw)
Water Activity

Date Tested: 07/09/2025
Method: PML-AQUA-100
Instrument: METER Group AQUALAB 3



Han Suk Kim
Han Suk Kim, Ph.D
Laboratory Director
07/10/2025

Confident LIMS
All Rights Reserved
coa.support@confidentlims.com
(866) 506-5866
www.confidentlims.com

This product has been tested by Purity Medical Laboratories using valid testing methodologies and a quality system as required by state law. All LQC samples were performed and met the prescribed acceptance criteria in 4 CCR 15730, pursuant to 4 CCR section 15726(e)(13). Values reported relate only to the sample products as received and tested. Purity Medical Laboratories makes no claims as to the efficacy, safety, or other risks associated with any detected or non-detected levels of any compounds reported herein. This Certificate shall not be reproduced except in full, without the written approval of Purity Medical Laboratories. The following abbreviations for Limit of Detection (LOD), Limit of Quantitation (LOQ), and Not Detected (ND) are applied. Uncertainty measurement calculations are not factored into the final results and do not contribute in the decision of a pass/fail for the specified analytes.

COTC | Cherry Zushimi | Flower

METRC Sample: 1A40603000064E5000126043; METRC Batch: 1A40603000064E5000126037

Sample ID: 2507PML0591.2529	Produced: 06/20/2025	Distributor	Producer
Strain: Cherry Zushimi	Collected: 07/08/2025	California Organic Treatment Center, Inc.	California Organic Treatment Center, Inc.
Matrix: Plant	Received: 07/08/2025	Lic. # C11-0000883-LIC	Lic. # CCL19-0002057
Type: Flower - Cured	Completed: 07/10/2025	2222 E. Olympic Blvd.	2222 E. Olympic Blvd. Los Angeles, CA
Sample Size: 62 g; Batch: 39 lb	Batch#: CHZUS-CHF0425171	Los Angeles, CA 90021	90021

Terpenes


Analyte	LOD	LOQ	Result	Result	
	mg/g	mg/g	mg/g	%	
Limonene	0.1470	0.4902	4.0050	0.40050	<div></div>
β-Myrcene	0.1548	0.5163	3.4050	0.34050	<div></div>
β-Caryophyllene	0.1474	0.4915	2.9090	0.29090	<div></div>
Linalool	0.1037	0.3458	2.4170	0.24170	<div></div>
β-Pinene	0.1287	0.4292	0.8198	0.08198	<div></div>
α-Humulene	0.1193	0.3979	0.8049	0.08049	<div></div>
Nerolidol	0.1885	0.6287	0.7846	0.07846	<div></div>
3-Carene	0.1752	0.5845	ND	ND	
α-Bisabolol	0.2177	0.7263	ND	ND	
α-Pinene	0.1939	0.6467	<LOQ	<LOQ	
α-Terpinene	0.1298	0.4329	ND	ND	
β-Ocimene	0.2790	0.9307	ND	ND	
Camphene	0.1717	0.5728	ND	ND	
Caryophyllene Oxide	0.2665	0.8890	ND	ND	
Eucalyptol	0.1209	0.4033	ND	ND	
γ-Terpinene	0.1510	0.5037	ND	ND	
Geraniol	0.2025	0.6755	ND	ND	
Guaiol	0.2686	0.8960	ND	ND	
Isopulegol	0.1597	0.5327	ND	ND	
p-Cymene	0.1885	0.6287	ND	ND	
Terpinolene	0.1308	0.4364	<LOQ	<LOQ	
Total			15.1453	1.51453	

Primary Aromas

 Orange	 Hops	 Cinnamon	 Lavender	 Pine
---	---	---	---	---

Date Tested: 07/09/2025
Method: PML-GCMSD-200
Instrument: GC-MSD
Sampling Method: PML-SOP 11.1




Han Suk Kim, Ph.D
Laboratory Director
07/10/2025

Confident LIMS
All Rights Reserved
coa.support@confidentlims.com
(866) 506-5866
www.confidentlims.com

This product has been tested by Purity Medical Laboratories using valid testing methodologies and a quality system as required by state law. All LQC samples were performed and met the prescribed acceptance criteria in 4 CCR 15730, pursuant to 4 CCR section 15726(e)(13). Values reported relate only to the sample products as received and tested. Purity Medical Laboratories makes no claims as to the efficacy, safety, or other risks associated with any detected or non-detected levels of any compounds reported herein. This Certificate shall not be reproduced except in full, without the written approval of Purity Medical Laboratories. The following abbreviations for Limit of Detection (LOD), Limit of Quantitation (LOQ), and Not Detected (ND) are applied. Uncertainty measurement calculations are not factored into the final results and do not contribute in the decision of a pass/fail for the specified analytes.

COTC | Cherry Zushimi | Flower

METRC Sample: 1A40603000064E5000126043; METRC Batch: 1A40603000064E5000126037

Sample ID: 2507PML0591.2529	Produced: 06/20/2025	Distributor	Producer
Strain: Cherry Zushimi	Collected: 07/08/2025	California Organic Treatment Center, Inc.	California Organic Treatment Center, Inc.
Matrix: Plant	Received: 07/08/2025	Lic. # C11-0000883-LIC	Lic. # CCL19-0002057
Type: Flower - Cured	Completed: 07/10/2025	2222 E. Olympic Blvd.	2222 E. Olympic Blvd. Los Angeles, CA
Sample Size: 62 g; Batch: 39 lb	Batch#: CHZUS-CHF0425171	Los Angeles, CA 90021	90021

Mycotoxins

Pass

Analyte	LOD	LOQ	Limit	Result	Status
	µg/kg	µg/kg	µg/kg	µg/kg	
Aflatoxin B1	0.6061	2		ND	Tested
Aflatoxin B2	0.6061	2		ND	Tested
Aflatoxin G1	0.6061	2		ND	Tested
Aflatoxin G2	0.6061	2		ND	Tested
Ochratoxin A	3.0303	10	20	ND	Pass
Total Aflatoxins			20	ND	Pass

Date Tested: 07/09/2025
Method: PML-LCMSMS-500
Instrument: LC-MS/MS
Sampling Method: PML-SOP 11.1

Heavy Metals

Pass

Analyte	LOD	LOQ	Limit	Result	Status
	µg/g	µg/g	µg/g	µg/g	
Arsenic	0.0086	0.2	0.2	ND	Pass
Cadmium	0.0003	0.2	0.2	<LOQ	Pass
Lead	0.0036	0.2	0.5	<LOQ	Pass
Mercury	0.0029	0.02	0.1	<LOQ	Pass

Date Tested: 07/09/2025
Method: PML-ICPMS-100
Instrument: ICP-MS
Sampling Method: PML-SOP 11.1


Microbials

Pass

Analyte	Result
Aspergillus flavus	Not Detected in 1g
Aspergillus fumigatus	Not Detected in 1g
Aspergillus niger	Not Detected in 1g
Aspergillus terreus	Not Detected in 1g
Shiga toxin-producing E. Coli	Not Detected in 1g
Salmonella SPP	Not Detected in 1g

Date Tested: 07/10/2025
Method: PML-QPCR-100
Instrument: QPCR
Sampling Method: PML-SOP 11.1
PASS: Shiga toxin-producing Escherichia coli is not detected in 1 gram;
Salmonella spp. is not detected in 1 gram; and Pathogenic Aspergillus species
A. fumigatus, A. flavus, A. niger, and A. terreus are not detected in 1 gram




Han Suk Kim, Ph.D
Laboratory Director
07/10/2025

Confident LIMS
All Rights Reserved
coa.support@confidentlims.com
(866) 506-5866
www.confidentlims.com

This product has been tested by Purity Medical Laboratories using valid testing methodologies and a quality system as required by state law. All LQC samples were performed and met the prescribed acceptance criteria in 4 CCR 15730, pursuant to 4 CCR section 15726(e)(13). Values reported relate only to the sample products as received and tested. Purity Medical Laboratories makes no claims as to the efficacy, safety, or other risks associated with any detected or non-detected levels of any compounds reported herein. This Certificate shall not be reproduced except in full, without the written approval of Purity Medical Laboratories. The following abbreviations for Limit of Detection (LOD), Limit of Quantitation (LOQ), and Not Detected (ND) are applied. Uncertainty measurement calculations are not factored into the final results and do not contribute in the decision of a pass/fail for the specified analytes.

COTC | Cherry Zushimi | Flower

METRC Sample: 1A40603000064E5000126043; METRC Batch: 1A40603000064E5000126037

Sample ID: 2507PML0591.2529	Produced: 06/20/2025	Distributor	Producer
Strain: Cherry Zushimi	Collected: 07/08/2025	California Organic Treatment Center, Inc.	California Organic Treatment Center, Inc.
Matrix: Plant	Received: 07/08/2025	Lic. # C11-0000883-LIC	Lic. # CCL19-0002057
Type: Flower - Cured	Completed: 07/10/2025	2222 E. Olympic Blvd.	2222 E. Olympic Blvd. Los Angeles, CA
Sample Size: 62 g; Batch: 39 lb	Batch#: CHZUS-CHF0425171	Los Angeles, CA 90021	90021

Category I Pesticides

Pass

Analyte	LOD	LOQ	Limit	Result	Status	Analyte	LOD	LOQ	Limit	Result	Status
	µg/g	µg/g	µg/g	µg/g			µg/g	µg/g	µg/g	µg/g	
Aldicarb	0.0142	0.0431	0.0142	ND	Pass	Fenoxycarb	0.0162	0.049	0.0162	ND	Pass
Carbofuran	0.0177	0.0535	0.0177	ND	Pass	Fipronil	0.0041	0.0125	0.0041	ND	Pass
Chlordane	0.0206	0.0625	0.0206	ND	Pass	Imazalil	0.0216	0.0654	0.0216	ND	Pass
Chlorfenapyr	0.0206	0.0625	0.0206	ND	Pass	Methiocarb	0.0092	0.0278	0.0092	ND	Pass
Chlorpyrifos	0.0103	0.0313	0.0103	ND	Pass	Mevinphos	0.0303	0.0918	0.0303	ND	Pass
Coumaphos	0.0134	0.0407	0.0134	ND	Pass	Paclobutrazol	0.0167	0.0505	0.0167	ND	Pass
Daminozide	0.0107	0.0323	0.0107	ND	Pass	Parathion Methyl	0.0272	0.0825	0.0272	ND	Pass
Dichlorvos	0.0222	0.0672	0.0222	ND	Pass	Propoxur	0.0082	0.0249	0.0082	ND	Pass
Dimethoate	0.0048	0.02	0.0048	ND	Pass	Spiroxamine	0.0106	0.0322	0.0106	ND	Pass
Ethoprophos	0.0066	0.0201	0.0066	ND	Pass	Thiacloprid	0.0067	0.0203	0.0067	ND	Pass
Etofenprox	0.0048	0.02	0.0048	ND	Pass						


Category II Pesticides

Pass

Analyte	LOD	LOQ	Limit	Result	Status	Analyte	LOD	LOQ	Limit	Result	Status
	µg/g	µg/g	µg/g	µg/g			µg/g	µg/g	µg/g	µg/g	
Abamectin	0.0106	0.0321	0.1	ND	Pass	Kresoxim Methyl	0.0148	0.0447	0.1	ND	Pass
Acephate	0.0066	0.02	0.1	ND	Pass	Malathion	0.0249	0.0756	0.5	ND	Pass
Acequinocyl	0.0064	0.02	0.1	ND	Pass	Metalaxyl	0.0039	0.02	2	ND	Pass
Acetamiprid	0.0063	0.02	0.1	ND	Pass	Methomyl	0.011	0.0335	1	ND	Pass
Azoxystrobin	0.007	0.0214	0.1	ND	Pass	Myclobutanil	0.0164	0.0498	0.1	ND	Pass
Bifenazate	0.0079	0.0238	0.1	ND	Pass	Naled	0.0097	0.0294	0.1	ND	Pass
Bifenthrin	0.0063	0.02	3	ND	Pass	Oxamyl	0.0135	0.0409	0.5	ND	Pass
Boscalid	0.0163	0.0495	0.1	ND	Pass	Pentachloronitrobenzene	0.0041	0.0125	0.1	ND	Pass
Captan	0.2063	0.625	0.7	ND	Pass	Permethrin	0.0069	0.021	0.5	ND	Pass
Carbaryl	0.014	0.0423	0.5	ND	Pass	Phosmet	0.0099	0.0301	0.1	ND	Pass
Chlorantraniliprole	0.0104	0.0314	10	ND	Pass	Piperonyl Butoxide	0.0291	0.0883	3	ND	Pass
Clofentezine	0.0131	0.0396	0.1	ND	Pass	Prallethrin	0.0235	0.0712	0.1	ND	Pass
Cyfluthrin	0.2063	0.625	2	ND	Pass	Propiconazole	0.0268	0.0812	0.1	ND	Pass
Cypermethrin	0.0206	0.0625	1	ND	Pass	Pyrethrins	0.0156	0.0473	0.5	ND	Pass
Diazinon	0.0075	0.0228	0.1	ND	Pass	Pyridaben	0.0043	0.02	0.1	ND	Pass
Dimethomorph	0.0104	0.0316	2	ND	Pass	Spinetoram	0.0054	0.0165	0.1	ND	Pass
Etioazale	0.0069	0.0209	0.1	ND	Pass	Spinosad	0.005	0.0152	0.1	ND	Pass
Fenhexamid	0.0164	0.0498	0.1	ND	Pass	Spiromesifen	0.0161	0.0487	0.1	ND	Pass
Fenpyroximate	0.0056	0.02	0.1	ND	Pass	Spirotetramat	0.0176	0.0532	0.1	ND	Pass
Flonicamid	0.0159	0.0482	0.1	ND	Pass	Tebuconazole	0.0202	0.0613	0.1	ND	Pass
Fludioxonil	0.0127	0.0386	0.1	ND	Pass	Thiamethoxam	0.0077	0.0234	5	ND	Pass
Hexythiazox	0.0088	0.0266	0.1	ND	Pass	Trifloxystrobin	0.0112	0.034	0.1	ND	Pass
Imidacloprid	0.0097	0.0295	5	ND	Pass						

Date Tested: 07/10/2025
Method: PML-LCGCTQ-300
Instruments: LC-MS/MS, GC-TQ
Sampling Method: PML-SOP 11.1




Han Suk Kim, Ph.D
Laboratory Director
07/10/2025

Confident LIMS
All Rights Reserved
coa.support@confidentlims.com
(866) 506-5866
www.confidentlims.com

This product has been tested by Purity Medical Laboratories using valid testing methodologies and a quality system as required by state law. All LQC samples were performed and met the prescribed acceptance criteria in 4 CCR 15730, pursuant to 4 CCR section 15726(e)(13). Values reported relate only to the sample products as received and tested. Purity Medical Laboratories makes no claims as to the efficacy, safety, or other risks associated with any detected or non-detected levels of any compounds reported herein. This Certificate shall not be reproduced except in full, without the written approval of Purity Medical Laboratories. The following abbreviations for Limit of Detection (LOD), Limit of Quantitation (LOQ), and Not Detected (ND) are applied. Uncertainty measurement calculations are not factored into the final results and do not contribute in the decision of a pass/fail for the specified analytes.