

URSA - Packaged Badder 1g - Tropical Smoothie

METRC Batch: 1A406030000B7A0000707298
METRC Sample: 1A406030000B7A0000706889

Sample ID: 2408ENC7975_2619

Strain: Tropical Smoothie

Matrix: Concentrates & Extracts

Type: Batter/Badder

Batch#: BAUR0717TS

Collected: 08/15/2024

Received: 08/16/2024

Completed: 08/20/2024

Sample Size: 8 units;
Batch: 500 units

Distributor

Flower Company

Lic. #
C12-0000273-LIC

5560 West End
Rd.,
Arcata, CA, 95521

Producer

**Emerald Triangle Management Group, Inc.
Bear Extraction House**

Lic. # CDPH-10002484

5550 West End Rd.
Arcata, CA 95521



Summary

Test	Date Tested	Instr. Method	Result
Batch			Pass
Cannabinoids	08/19/2024	LC-DAD	Pass
Terpenes	08/19/2024	GC-MS	Complete
Pesticides	08/19/2024	LC-MS	Pass
Mycotoxins	08/19/2024	LC-MS	Pass
Residual Solvents	08/19/2024	HS-GC-MS	Pass
Microbial Impurities	08/20/2024	qPCR	Pass
Heavy Metals	08/20/2024	ICP-MS	Pass
Foreign Matter	08/19/2024	Visual Inspection	Pass

Cannabinoids

Method: SOP EL-CANNABINOIDS

69.006 %

Total THC

0.124 %

Total CBD

73.854 %

Total Cannabinoids

Analytes	LOD	LOQ	Result	Result	Result
	mg/g	mg/g	%	mg/g	mg/unit
THCa	0.246	0.745	72.899	728.99	728.99
Δ9-THC	0.263	0.797	5.074	50.74	50.74
Δ8-THC	0.291	0.881	ND	ND	ND
THCVa	0.284	0.859	0.368	3.68	3.68
THCV	0.293	0.889	ND	ND	ND
CBDa	0.258	0.781	0.141	1.41	1.41
CBD	0.248	0.753	ND	ND	ND
CBN	0.234	0.709	ND	ND	ND
CBGa	0.280	0.848	3.291	32.91	32.91
CBG	0.258	0.782	0.743	7.43	7.43
CBCa	0.228	0.691	0.879	8.79	8.79
CBC	0.268	0.812	ND	ND	ND
Total THC			69.006	690.06	690.06
Total CBD			0.124	1.24	1.24
Total Cannabinoids			73.854	738.54	738.54
Sum of Cannabinoids			83.396	833.96	833.96

1 Unit = 1g;

Total THC = THCa * 0.877 + Δ9-THC + Δ8-THC; Total CBD = CBDa * 0.877 + CBD; Total Cannabinoids = (cannabinoid acid forms * 0.877) + cannabinoids; Sum of Cannabinoids = cannabinoid acid forms + cannabinoids; LOQ = Limit of Quantitation; LOD = Limit of Detection; NT = Not Tested; ND = Not Detected. The reported result is based on a sample weight with the applicable moisture content for that sample. Foreign Material Method: SOP EL-FOREIGN; Moisture and Water Activity Method: SOP EL-WATER



Mary Beth Smith
Mary Beth Smith
Compliance Manager | 08/20/2024



URSA - Packaged Badder 1g - Tropical Smoothie

METRC Batch: 1A406030000B7A0000707298
METRC Sample: 1A406030000B7A0000706889

Sample ID: 2408ENC7975_2619

Strain: Tropical Smoothie

Matrix: Concentrates & Extracts

Type: Batter/Badder

Batch#: BAUR0717TS

Collected: 08/15/2024

Received: 08/16/2024

Completed: 08/20/2024

Sample Size: 8 units;
Batch: 500 units

Distributor

Flower Company

Lic. #
C12-0000273-LIC

5560 West End
Rd.,
Arcata, CA, 95521

Producer

**Emerald Triangle Management Group, Inc.
Bear Extraction House**

Lic. # CDPH-10002484

5550 West End Rd.
Arcata, CA 95521

Terpenes






Method: EL-TERPENES

Analytes	LOD	LOQ	Result	Result
	mg/g	mg/g	%	mg/g
β-Caryophyllene	0.099	0.390	2.057	20.57
δ-Limonene	0.047	0.390	1.832	18.32
α-Humulene	0.038	0.390	0.708	7.08
β-Myrcene	0.091	0.390	0.263	2.63
α-Bisabolol	0.118	0.390	0.252	2.52
α-Pinene	0.057	0.390	0.230	2.30
β-Pinene	0.053	0.390	0.225	2.25
Linalool	0.061	0.390	0.211	2.11
Guaiol	0.115	0.390	0.191	1.91
Fenchol	0.054	0.390	0.139	1.39
Caryophyllene Oxide	0.117	0.390	0.064	0.64
Terpinolene	0.085	0.390	0.054	0.54
Ocimene	0.098	0.390	0.039	0.39
trans-Nerolidol	0.126	0.390	<LOQ	<LOQ
Camphene	0.034	0.390	<LOQ	<LOQ
Borneol	0.086	0.390	<LOQ	<LOQ
Fenchone	0.062	0.390	<LOQ	<LOQ
α-Phellandrene	0.067	0.390	ND	ND
δ-3-Carene	0.047	0.390	ND	ND
α-Terpinene	0.070	0.390	ND	ND
p-Cymene	0.036	0.390	ND	ND
Eucalyptol	0.065	0.390	ND	ND
γ-Terpinene	0.070	0.390	ND	ND
Camphor	0.070	0.585	ND	ND
Valencene	0.101	0.390	ND	ND
cis-Nerolidol	0.098	0.390	ND	ND
Sabinene	0.038	0.390	ND	ND
Sabinene Hydrate	0.074	0.390	ND	ND
Isopulegol	0.120	0.780	ND	ND
Isoborneol	0.034	0.390	ND	ND
Menthol	0.119	0.390	ND	ND
Nerol	0.081	1.949	ND	ND
Pulegone	0.081	0.390	ND	ND
Geraniol	0.112	1.949	ND	ND
α-Cedrene	0.070	0.390	ND	ND
Cedrol	0.067	0.390	ND	ND
Total			6.264	62.64

Date Tested: 08/19/2024

LOQ = Limit of Quantitation; LOD = Limit of Detection; NT = Not Tested; ND = Not Detected.

Primary Aromas

 Clove	 Citrusy	 Hops	 Musky	 Chamomile
--	--	---	--	--



Mary Beth Smith
Mary Beth Smith
Compliance Manager | 08/20/2024



URSA - Packaged Badder 1g - Tropical Smoothie

METRC Batch: 1A406030000B7A0000707298

METRC Sample: 1A406030000B7A0000706889

Sample ID: 2408ENC7975_2619

Strain: Tropical Smoothie

Matrix: Concentrates & Extracts

Type: Batter/Badder

Batch#: BAUR0717TS

Collected: 08/15/2024

Received: 08/16/2024

Completed: 08/20/2024

Sample Size: 8 units;
Batch: 500 units

Distributor

Flower Company

Lic. #
C12-0000273-LIC

5560 West End
Rd.,
Arcata, CA, 95521

Producer

**Emerald Triangle Management Group, Inc.
Bear Extraction House**

Lic. # CDPH-10002484

5550 West End Rd.
Arcata, CA 95521

Pesticides

Method: EL-PESTMYCOLCMS

Analytes	LOD	LOQ	Limit	Result	Status	Analytes	LOD	LOQ	Limit	Result	Status
	µg/g	µg/g	µg/g	µg/g			µg/g	µg/g	µg/g	µg/g	
Abamectin	0.005	0.02	0.10	ND	Pass	Fludioxonil	0.01	0.05	0.10	ND	Pass
Acephate	0.002	0.01	0.10	ND	Pass	Hexythiazox	0.005	0.02	0.10	ND	Pass
Acequinocyl	0.01	0.02	0.10	ND	Pass	Imazalil	0.05	0.1	0.05	ND	Pass
Acetamiprid	0.005	0.02	0.10	ND	Pass	Imidacloprid	0.005	0.02	5.00	ND	Pass
Aldicarb	0.05	0.1	0.05	ND	Pass	Kresoxim Methyl	0.005	0.02	0.10	ND	Pass
Azoxystrobin	0.005	0.02	0.10	ND	Pass	Malathion	0.02	0.05	0.50	ND	Pass
Bifenazate	0.005	0.01	0.10	ND	Pass	Metalaxyl	0.002	0.005	2.00	ND	Pass
Bifenthrin	0.02	0.05	3.00	ND	Pass	Methiocarb	0.05	0.1	0.05	ND	Pass
Boscalid	0.02	0.05	0.10	ND	Pass	Methomyl	0.01	0.02	1.00	ND	Pass
Captan	0.2	0.3	0.70	ND	Pass	Parathion Methyl	0.02	0.05	0.02	ND	Pass
Carbaryl	0.02	0.05	0.50	ND	Pass	Mevinphos	0.02	0.05	0.02	ND	Pass
Carbofuran	0.05	0.1	0.05	ND	Pass	Myclobutanil	0.005	0.01	0.10	ND	Pass
Chlorantraniliprole	0.002	0.01	10.00	ND	Pass	Naled	0.01	0.02	0.10	ND	Pass
Chlordane	0.05	0.1	0.05	ND	Pass	Oxamyl	0.005	0.01	0.50	ND	Pass
Chlorfenapyr	0.05	0.1	0.05	ND	Pass	Paclobutrazol	0.05	0.1	0.05	ND	Pass
Chlorpyrifos	0.05	0.1	0.05	ND	Pass	PCNB	0.02	0.05	0.10	ND	Pass
Clofentezine	0.01	0.02	0.10	ND	Pass	Permethrin	0.02	0.05	0.50	ND	Pass
Coumaphos	0.02	0.05	0.02	ND	Pass	Phosmet	0.01	0.02	0.10	ND	Pass
Cyfluthrin	0.05	0.1	2.00	ND	Pass	Piperonyl Butoxide	0.02	0.05	3.00	ND	Pass
Cypermethrin	0.1	0.2	1.00	ND	Pass	Prallethrin	0.005	0.02	0.10	ND	Pass
Daminozide	0.02	0.05	0.02	ND	Pass	Propiconazole	0.005	0.01	0.10	ND	Pass
Diazinon	0.002	0.01	0.10	ND	Pass	Propoxure	0.05	0.1	0.05	ND	Pass
Dichlorvos	0.02	0.05	0.02	ND	Pass	Pyrethrins	0.02	0.05	0.50	ND	Pass
Dimethoate	0.02	0.05	0.02	ND	Pass	Pyridaben	0.005	0.01	0.10	ND	Pass
Dimethomorph	0.005	0.02	2.00	ND	Pass	Spinetoram	0.005	0.01	0.10	ND	Pass
Ethoprophos	0.05	0.1	0.05	ND	Pass	Spinosad	0.005	0.01	0.10	ND	Pass
Etofenprox	0.05	0.1	0.05	ND	Pass	Spiromesifen	0.01	0.02	0.10	ND	Pass
Etoazole	0.005	0.02	0.10	ND	Pass	Spirotetramat	0.005	0.01	0.10	ND	Pass
Fenhexamid	0.005	0.02	0.10	ND	Pass	Spiroxamine	0.05	0.1	0.05	ND	Pass
Fenoxycarb	0.05	0.1	0.05	ND	Pass	Tebuconazole	0.005	0.01	0.10	ND	Pass
Fenpyroximate	0.005	0.02	0.10	ND	Pass	Thiacloprid	0.02	0.05	0.02	ND	Pass
Fipronil	0.05	0.1	0.05	ND	Pass	Thiamethoxam	0.005	0.01	5.00	ND	Pass
Flonicamid	0.01	0.02	0.10	ND	Pass	Trifloxystrobin	0.005	0.01	0.10	ND	Pass

Date Tested: 08/19/2024

LOQ = Limit of Quantitation; LOD = Limit of Detection; NT = Not Tested; ND = Not Detected.



Mary Beth Smith
Mary Beth Smith
Compliance Manager | 08/20/2024



URSA - Packaged Badder 1g - Tropical Smoothie

METRC Batch: 1A406030000B7A0000707298

METRC Sample: 1A406030000B7A0000706889

Sample ID: 2408ENC7975_2619

Strain: Tropical Smoothie

Matrix: Concentrates & Extracts

Type: Batter/Badder

Batch#: BAUR0717TS

Collected: 08/15/2024

Received: 08/16/2024

Completed: 08/20/2024

Sample Size: 8 units;
Batch: 500 units

Distributor

Flower Company

Lic. #
C12-0000273-LIC

5560 West End

Rd.,
Arcata, CA, 95521

Producer

**Emerald Triangle Management Group, Inc.
Bear Extraction House**

Lic. # CDPH-10002484

5550 West End Rd.

Arcata, CA 95521

Mycotoxins

Method: EL-PESTMYCOLCMS

Analytes	LOD	LOQ	Limit	Result	Status
	µg/kg	µg/kg	µg/kg	µg/kg	
Aflatoxin B1	1.00	2.00		ND	Tested
Aflatoxin B2	1.00	2.00		ND	Tested
Aflatoxin G1	2.00	4.00		ND	Tested
Aflatoxin G2	1.00	2.00		ND	Tested
Ochratoxin A	4.00	10.00	20.00	ND	Pass
Total Aflatoxins			20.00	ND	Pass

Date Tested: 08/19/2024

LOQ = Limit of Quantitation; LOD = Limit of Detection; NT = Not Tested; ND = Not Detected.

Residual Solvents

Method: EL-RES_SOLVENTS

Analytes	LOD	LOQ	Limit	Result	Status
	µg/g	µg/g	µg/g	µg/g	
Acetone	33.00	100.00	5000	ND	Pass
Acetonitrile	10.00	30.00	410	ND	Pass
Benzene	0.09	0.28	1	ND	Pass
Butane	10.00	30.00	5000	ND	Pass
Chloroform	0.10	0.29	1	ND	Pass
Ethanol	10.00	30.00	5000	<LOQ	Pass
Ethyl acetate	10.00	30.00	5000	ND	Pass
Ethyl ether	10.00	30.00	5000	ND	Pass
Ethylene oxide	0.08	0.24	1	ND	Pass
Heptane	10.00	30.00	5000	ND	Pass
Hexane	10.00	30.00	290	ND	Pass
Isopropyl alcohol	10.00	30.00	5000	ND	Pass
Methanol	10.00	30.00	3000	ND	Pass
Methylene chloride	0.10	0.31	1	ND	Pass
1,2-Dichloroethane	0.10	0.29	1	ND	Pass
Pentane	10.00	30.00	5000	ND	Pass
Propane	10.00	30.00	5000	ND	Pass
Toluene	10.00	30.00	890	ND	Pass
Total xylenes (ortho-, meta-, para-)	20.00	60.00	2170	ND	Pass
Trichloroethylene	0.10	0.29	1	ND	Pass

Date Tested: 08/19/2024

LOQ = Limit of Quantitation; LOD = Limit of Detection; NT = Not Tested; ND = Not Detected.



Mary Beth Smith
Mary Beth Smith
Compliance Manager | 08/20/2024



URSA - Packaged Badder 1g - Tropical Smoothie

METRC Batch: 1A406030000B7A0000707298
METRC Sample: 1A406030000B7A0000706889

Sample ID: 2408ENC7975_2619

Strain: Tropical Smoothie

Matrix: Concentrates & Extracts

Type: Batter/Badder

Batch#: BAUR0717TS

Collected: 08/15/2024

Received: 08/16/2024

Completed: 08/20/2024

Sample Size: 8 units;
Batch: 500 units

Distributor

Flower Company

Lic. #
C12-0000273-LIC

5560 West End
Rd.,
Arcata, CA, 95521

Producer

**Emerald Triangle Management Group, Inc.
Bear Extraction House**

Lic. # CDPH-10002484

5550 West End Rd.
Arcata, CA 95521

Microbial Impurities

Method: SOP EL-MICROBIALS

Analytes	Result	Status
Aspergillus flavus	Not Detected in 1g	Pass
Aspergillus fumigatus	Not Detected in 1g	Pass
Aspergillus niger	Not Detected in 1g	Pass
Aspergillus terreus	Not Detected in 1g	Pass
Shiga toxin-producing Escherichia coli	Not Detected in 1g	Pass
Salmonella spp	Not Detected in 1g	Pass

Date Tested: 08/20/2024

Heavy Metals

Method: SOP EL-HEAVYMETALS

Analytes	LOD	LOQ	Limit	Result	Status
	µg/g	µg/g	µg/g	µg/g	
Arsenic	0.012	0.036	0.200	ND	Pass
Cadmium	0.015	0.044	0.200	ND	Pass
Lead	0.055	0.167	0.500	ND	Pass
Mercury	0.005	0.015	0.100	ND	Pass

Date Tested: 08/20/2024

LOQ = Limit of Quantitation; LOD = Limit of Detection; NT = Not Tested; ND = Not Detected.



Mary Beth Smith
Mary Beth Smith
Compliance Manager | 08/20/2024

